

STEADY

NIKE iD iPad SITE v1.8

JULY 2010
Prepared for NIKE

TABLE OF CONTENTS—

USER FLOW

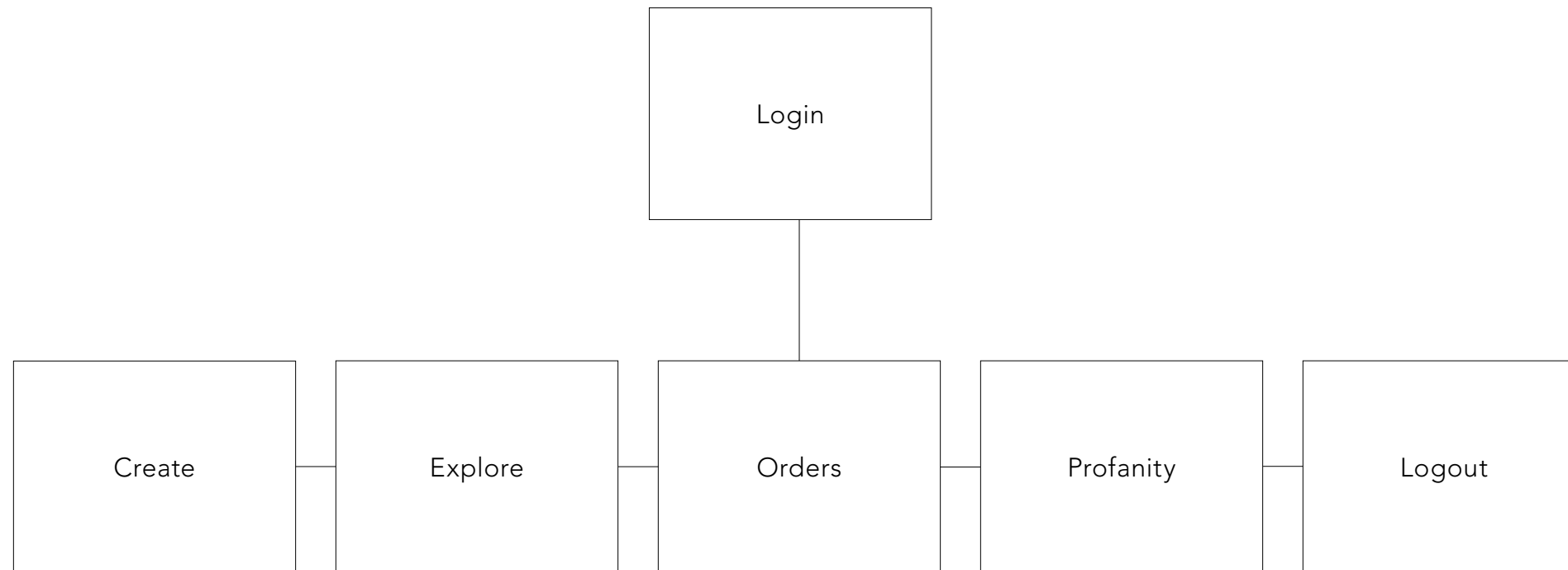
Landing_____	4
Create_____	5-6
Explore_____	7
Orders_____	8

WIREFRAMES

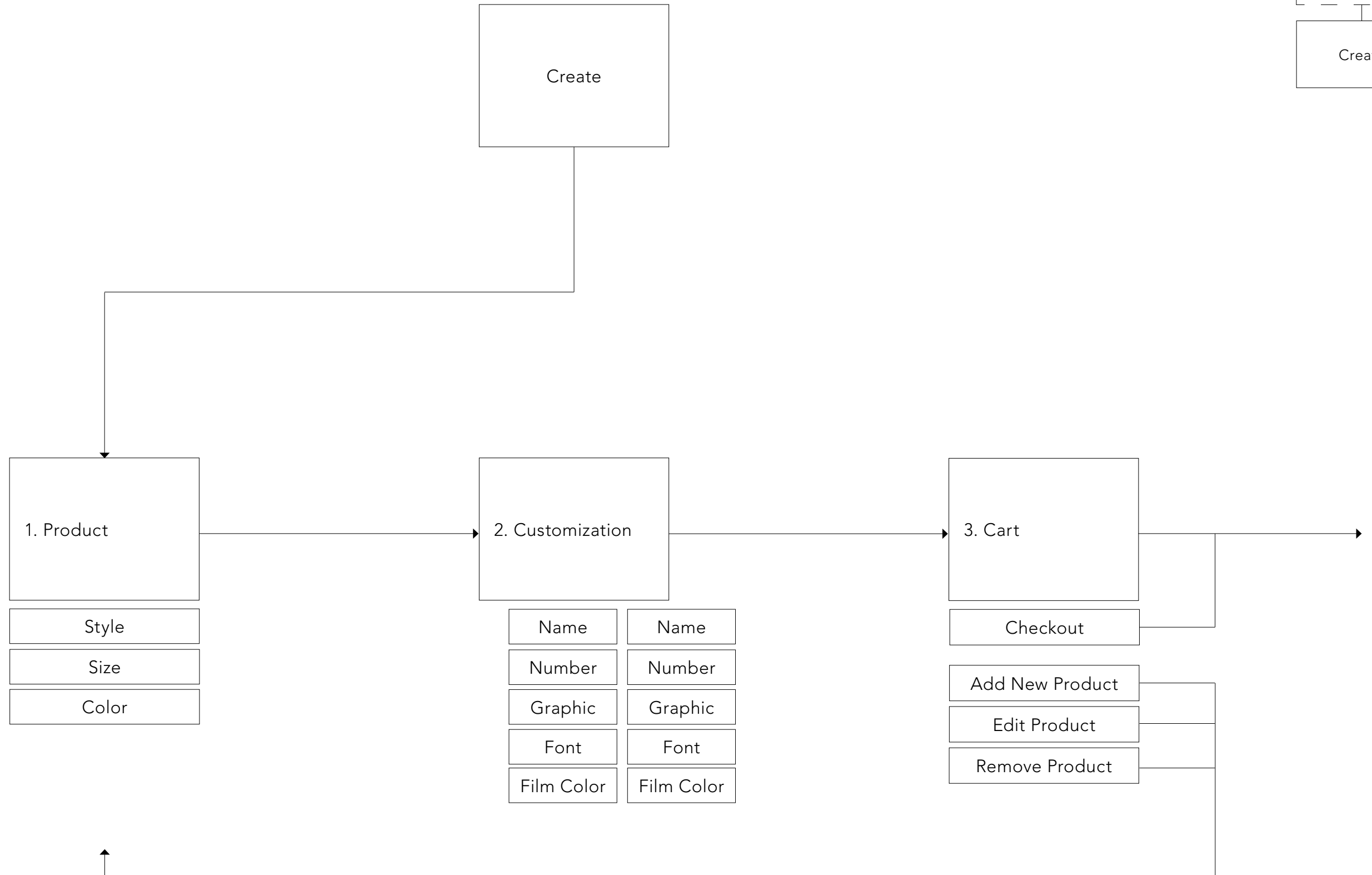
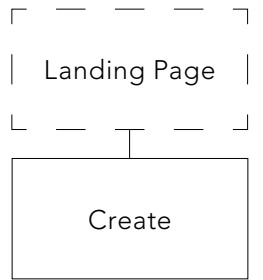
Login_____	10
Navigation_____	11
Create: Product_____	12-14
Create: Customization_____	15
Create: Cart_____	16
Create: Checkout_____	17-21
Create: Success_____	22
Explore_____	23-24
Orders_____	25-30
Profanity_____	31
Logout_____	32
Printer_____	33-36
Statistics_____	37

USER FLOW

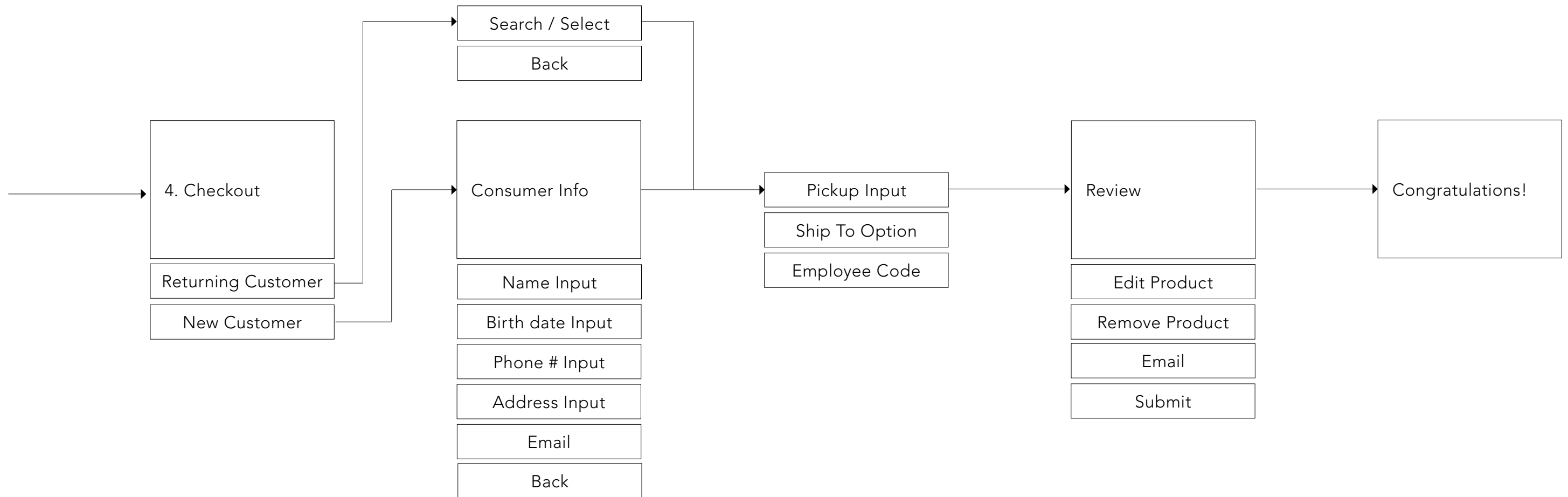
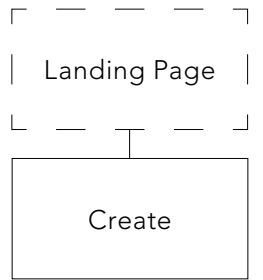
LANDING—



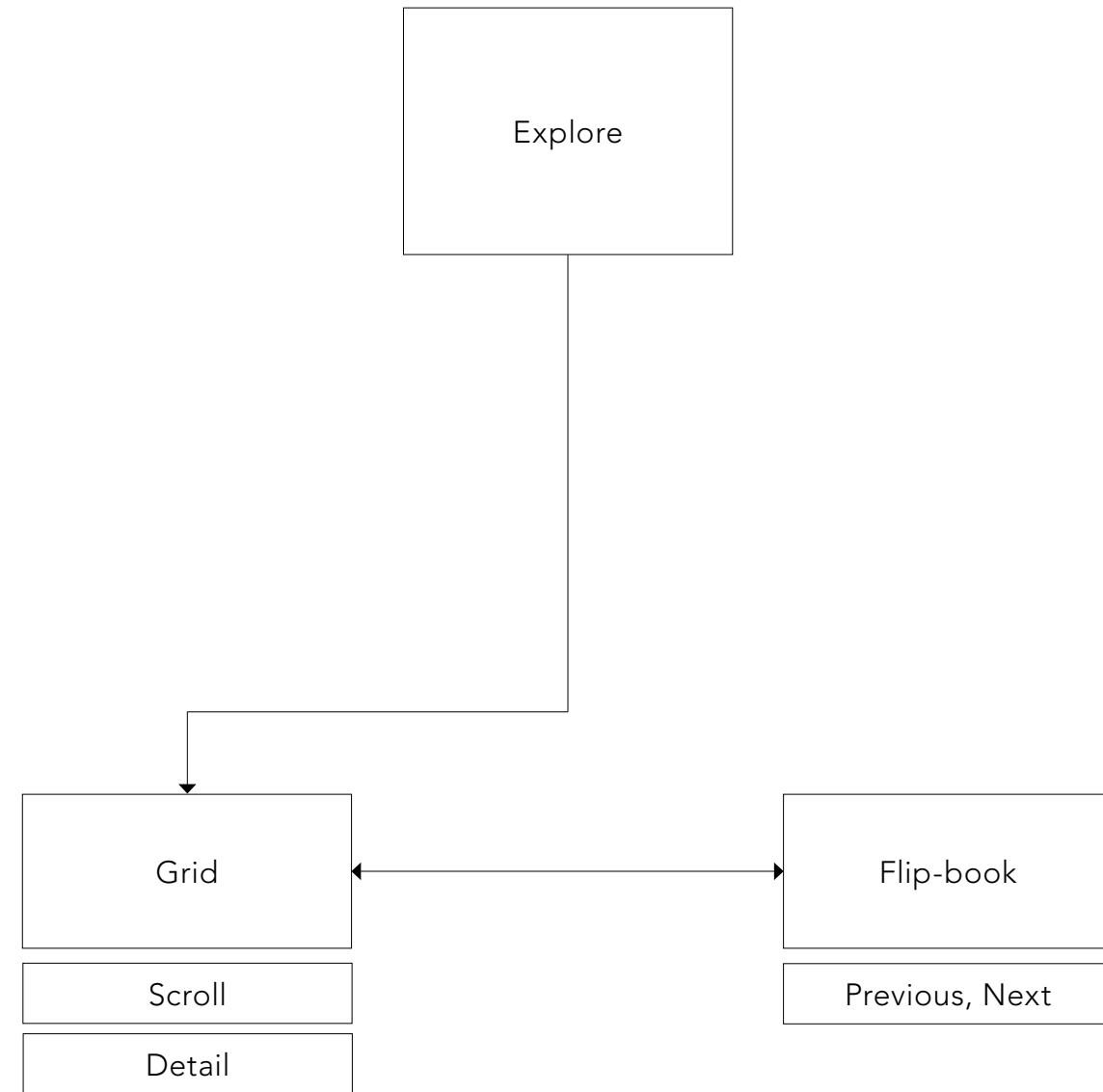
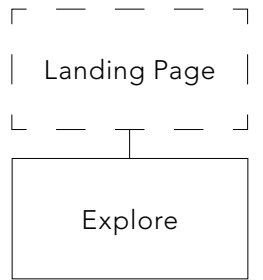
CREATE—



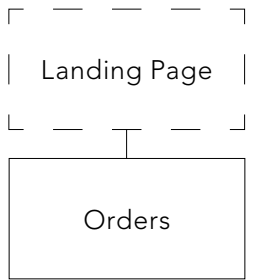
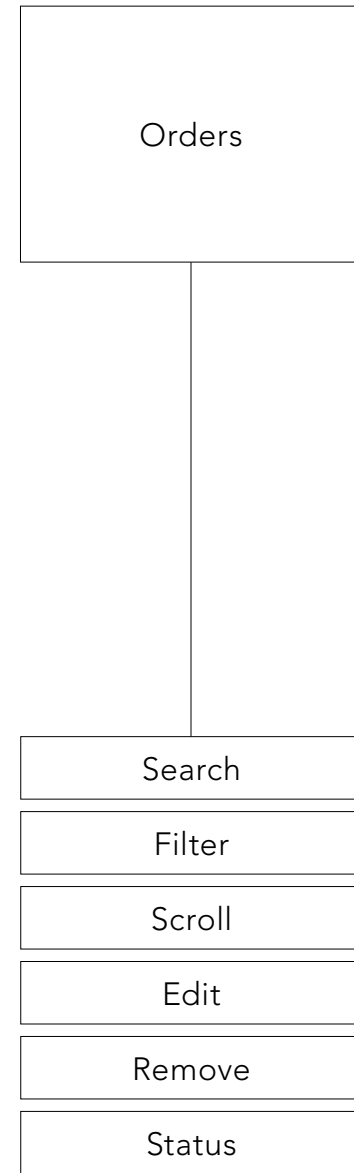
CREATE (cont.)—



EXPLORE—



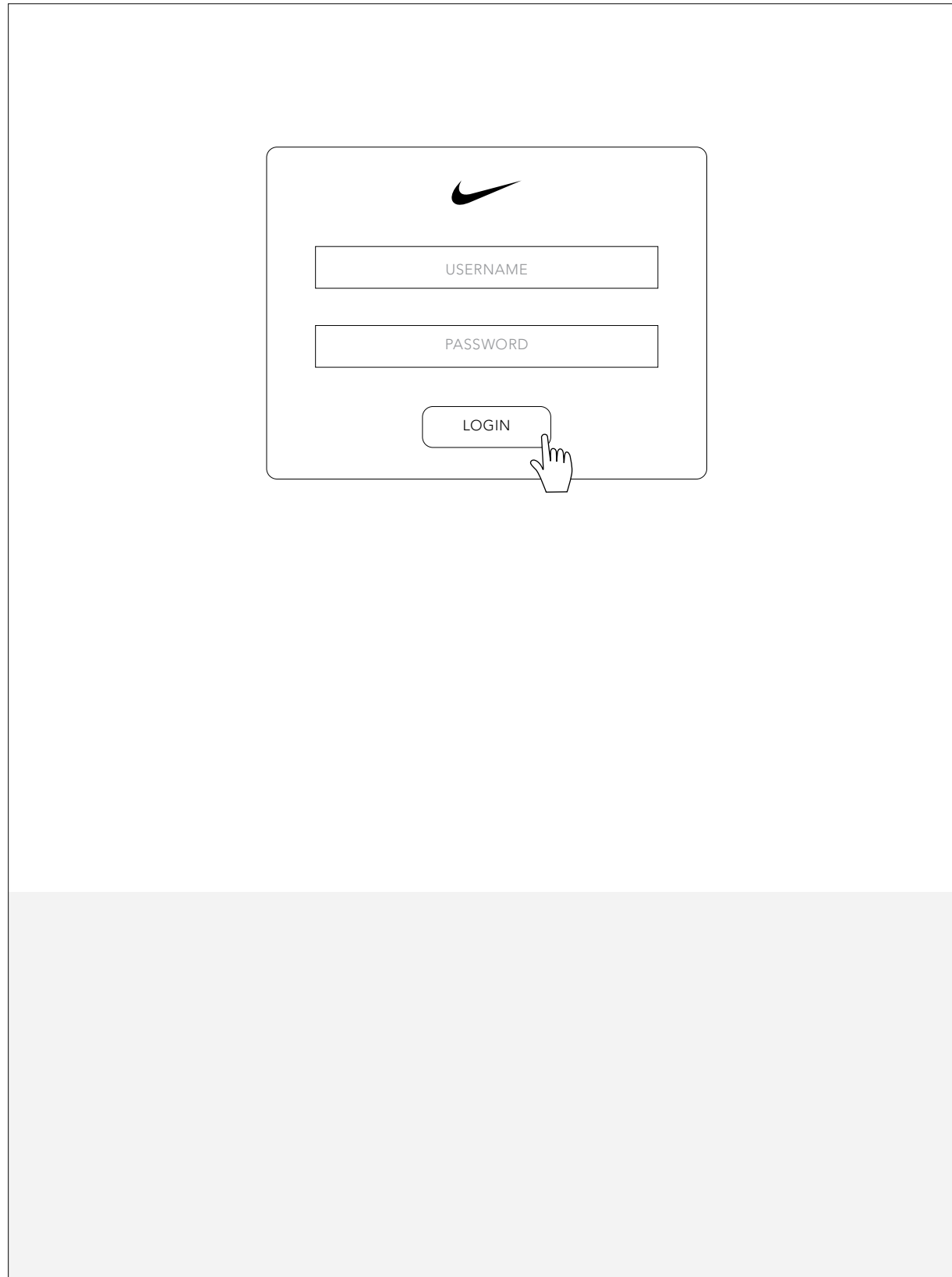
ORDERS—



WIREFRAMES

LOGIN—

Users initially login. This login identifies the store/
location.



768 px



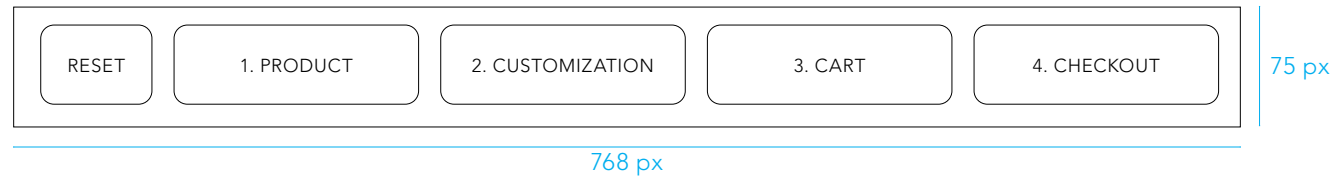
NAVIGATION—

Top Navigation




Bottom Navigation

Create Breadcrumbs

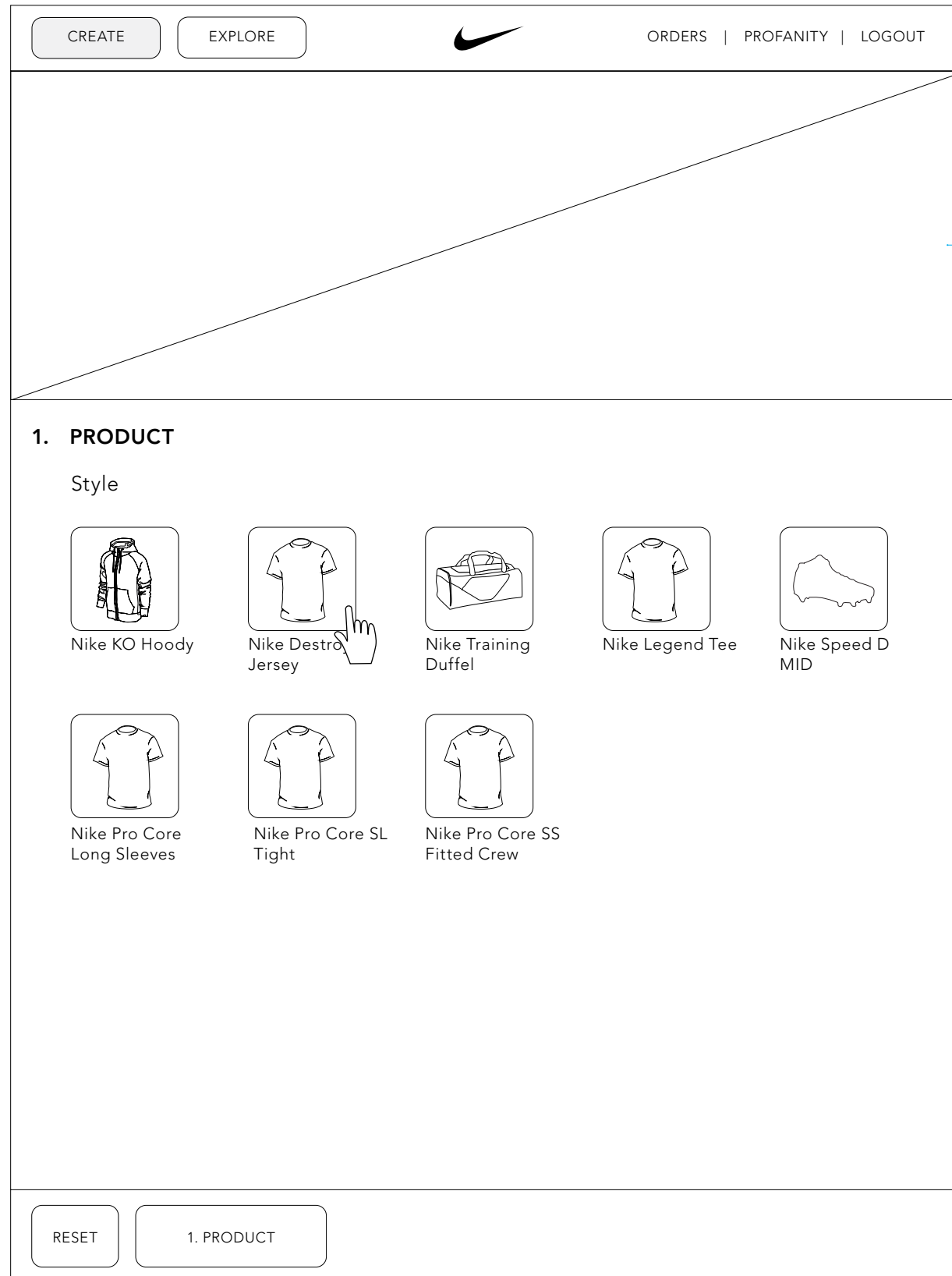


Explore Flipbook



CREATE: PRODUCT—


1 The first step (1. PRODUCT) allows the user to select the Style, Size, and Color.



Store specific header image


CREATE: PRODUCT—


- 1 Style is selected.
- 2 Because available sizes and colors are dependent upon the selected product style, these options populate after the product selection is made.


CREATE EXPLORE  ORDERS | PROFANITY | LOGOUT


1. PRODUCT **\$ 67.00**
Nike Destroyer Jersey
337307


Style


1  Nike KO Hoody


 Nike Destroyer Jersey


 Nike Training Duffel

 Nike Legend Tee

 Nike Speed D MID

 Nike Pro Core Long Sleeves

 Nike Pro Core SL Tight

 Nike Pro Core SS Fitted Crew

2 Size

Color

RESET 1. PRODUCT

CREATE: PRODUCT—

Size is selected.

1 For reversible products, a brief message appears just below the color swatches.

CREATE
EXPLORE
ORDERS | PROFANITY | LOGOUT

1. PRODUCT **\$ 67.00**

Nike Destroyer Jersey
337307

Style

Nike KO Hoody

Nike Destroyer Jersey

Nike Training Duffel

Nike Legend Tee

Nike Speed D MID

Nike Pro Core Long Sleeves

Nike Pro Core SL Tight

Nike Pro Core SS Fitted Crew

Size

S
M
L
XL
XXL

Color

1 * SELECTION DEFINES BASE GARMENT COLOR AND MATCHING PRINT COLOR ON REVERSE SIDE.

RESET
1. PRODUCT

CREATE: CUSTOMIZATION—

Upon completing 1. PRODUCT, the user continues to 2. CUSTOMIZATION.

In this step, the user may choose to:

- 1 Input Personalization Details.

* The user may also return to 1. PRODUCTS using the bottom navigation.

CREATE
EXPLORE
ORDERS | PROFANITY | LOGOUT

2. CUSTOMIZATION

FRONT

Name

Number

Font ▼

Graphic

[GRAPHIC]

[GRAPHIC]

[GRAPHIC]

[GRAPHIC]

[GRAPHIC]

[GRAPHIC]

[GRAPHIC]

[GRAPHIC]

[GRAPHIC]

[GRAPHIC]

Color

BACK

Name

\$ 67.00

Nike Destroyer Jersey
337307

SAVE & CONTINUE

RESET

1. PRODUCT

2. CUSTOMIZATION

CREATE: CART—

Upon completing 2. CUSTOMIZATION, the user arrives to the 3. CART.

In this step, the user reviews the order.

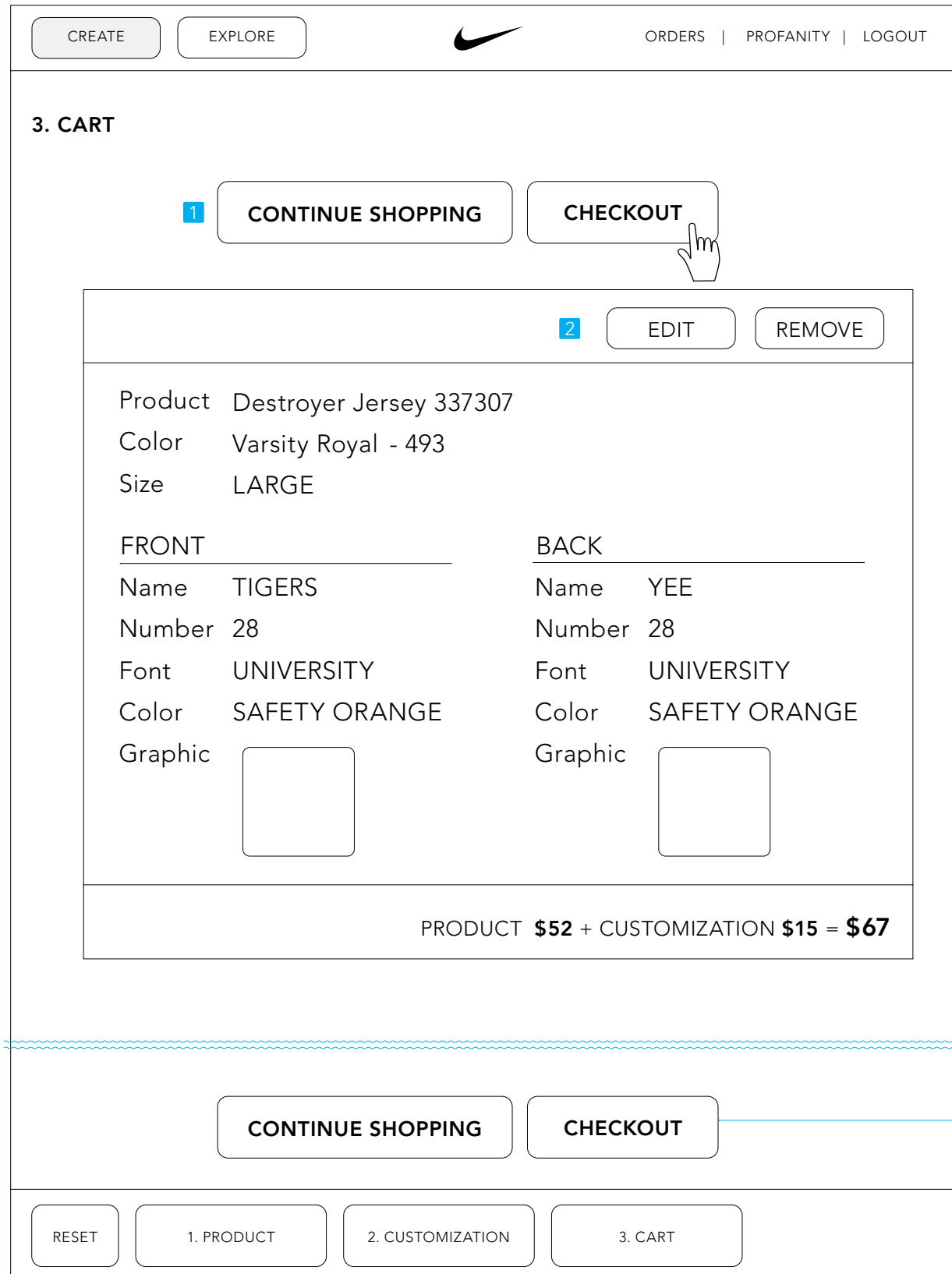
1 The user may continue shopping, which returns to 1. PRODUCT no data. New products appear at the top of the cart.

The user may checkout.

2 The user may edit a product, which returns to 1. PRODUCT with data in tact.

The user may remove the product, which also returns to 1. PRODUCT, but with no data selected.

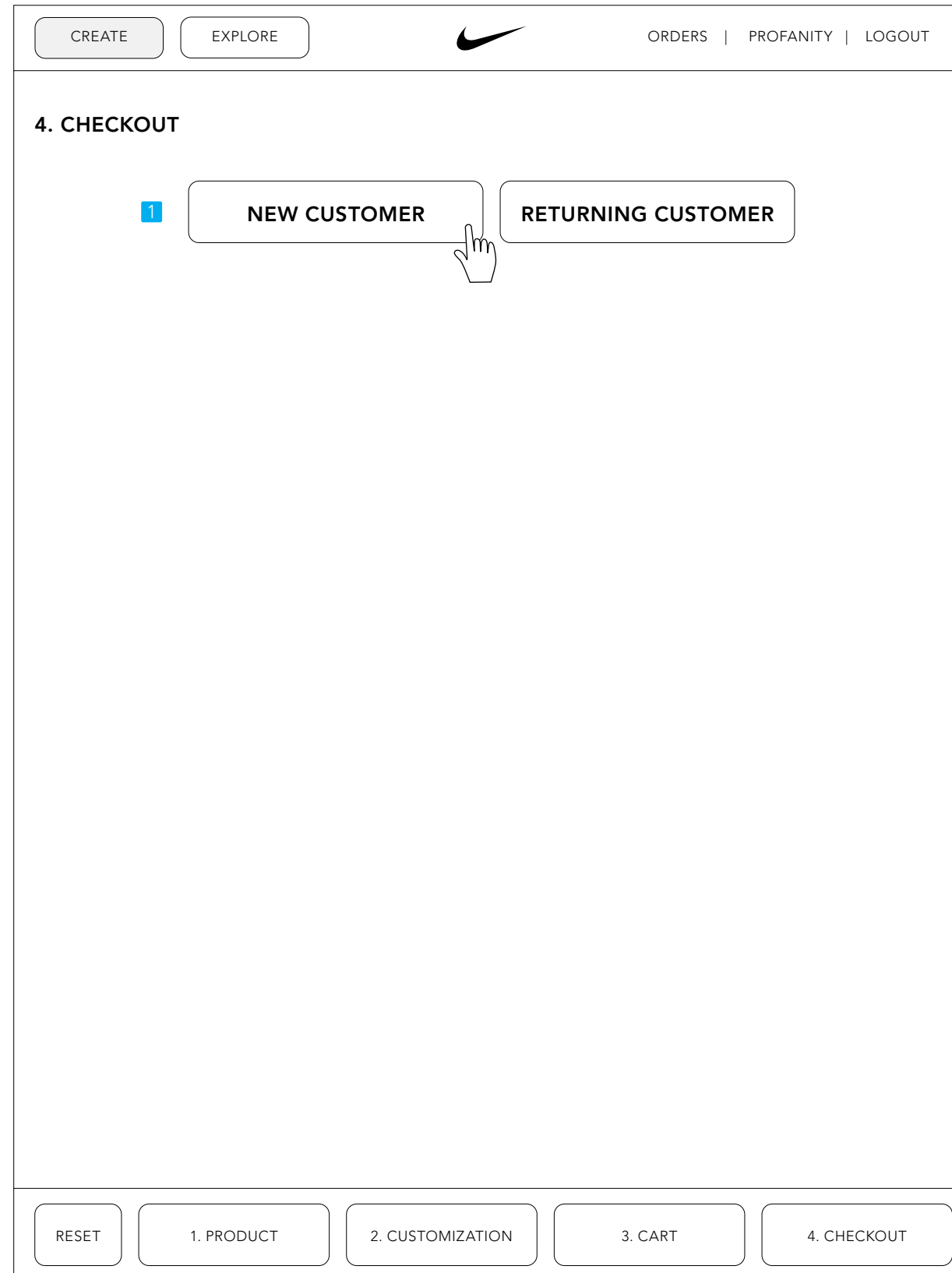
* The user may return to previous steps using the bottom navigation.



Order buttons available at bottom of page for convenience (i.e. if multiple products are added to the order)

CREATE: CHECKOUT—

- 1 Once a user reaches checkout, they may select New Customer to input new information, or select Returning Customer to search for an existing record.



CREATE: CHECKOUT—

New Customers must input basic information:

- Name
- Birthdate (optional)
- Phone Number (optional)
- Email
- Delivery Method Preference
- Address

CREATE
EXPLORE
ORDERS | PROFANITY | LOGOUT

4. CHECKOUT

BACK

Name

FIRST

LAST

Birth Date

MM

DD

YYYY
 optional

Phone #

optional

Email

Receive
Communcation

Delivery
Method

Pick Up
 Ship To Me

Address

STREET, APT #

CITY

STATE


ZIP CODE

CONTINUE

RESET
1. PRODUCT
2. CUSTOMIZATION
3. CART
4. CHECKOUT

CREATE: CHECKOUT—

1 Returning customers may search the databased for their record, which can be selected by tapping the matching result(s).

CREATE EXPLORE  ORDERS | PROFANITY | LOGOUT

4. CHECKOUT

BACK

NAME


FIRST NAME	LAST NAME	ADDRESS	SHIP?	
1 BEN	YEE	401 BROADWAY #602	<input checked="" type="checkbox"/>	<input type="button" value="SELECT"/>

RESET 1. PRODUCT 2. CUSTOMIZATION 3. CART 4. CHECKOUT

CREATE: CHECKOUT—

1 Upon entering consumer information or selecting consumer from the database, a user may select the pickup time and enter the Employee ID.


If the user has selected "Ship To Me," the Pick Up box would not be visible here.

CREATE EXPLORE  ORDERS | PROFANITY | LOGOUT

4. CHECKOUT

1 PICKUP MONTH ▼ DAY ▼ YEAR ▼ TIME ▼ SHIP TO

EMPLOYEE ID

CONTINUE 

RESET 1. PRODUCT 2. CUSTOMIZATION 3. CART 4. CHECKOUT

CREATE: CHECKOUT—

The final step of the order includes:

- All Details for Review

Product(s)
 Name
 Style #
 Color Name
 Color #
 Size

Customization(s)
 Position
 Name
 Number
 Font
 Color
 Graphic
 Price
 Quantity
 Product Price
 Quantity

Pickup Time
 Order Price

- Edit and Remove Product Buttons
- Email "Signature"
- Submit Button

CREATE
EXPLORE
ORDERS | PROFANITY | LOGOUT

4. CHECKOUT

EDIT
REMOVE

Product	Destroyer Jersey 337307	
Color	Varsity Royal - 493	
Size	MEDIUM	
	FRONT	BACK
Name	TIGERS	YEE
Number	28	28
Font	UNIVERSITY	UNIVERSITY

CUSTOMER	BEN YEE	SALES TAX APPLIED AT REGISTER
1 PICKUP	July 15, 2010, 2:00pm	
SHIP TO	401 BROADWAY #602 NEW YORK NY 10013	
	Subtotal \$ 102.00	


2 Comment

SUBMIT

RESET
1. PRODUCT
2. CUSTOMIZATION
3. CART
4. CHECKOUT

Multiple products stack down the page. Most recent orders at the top.

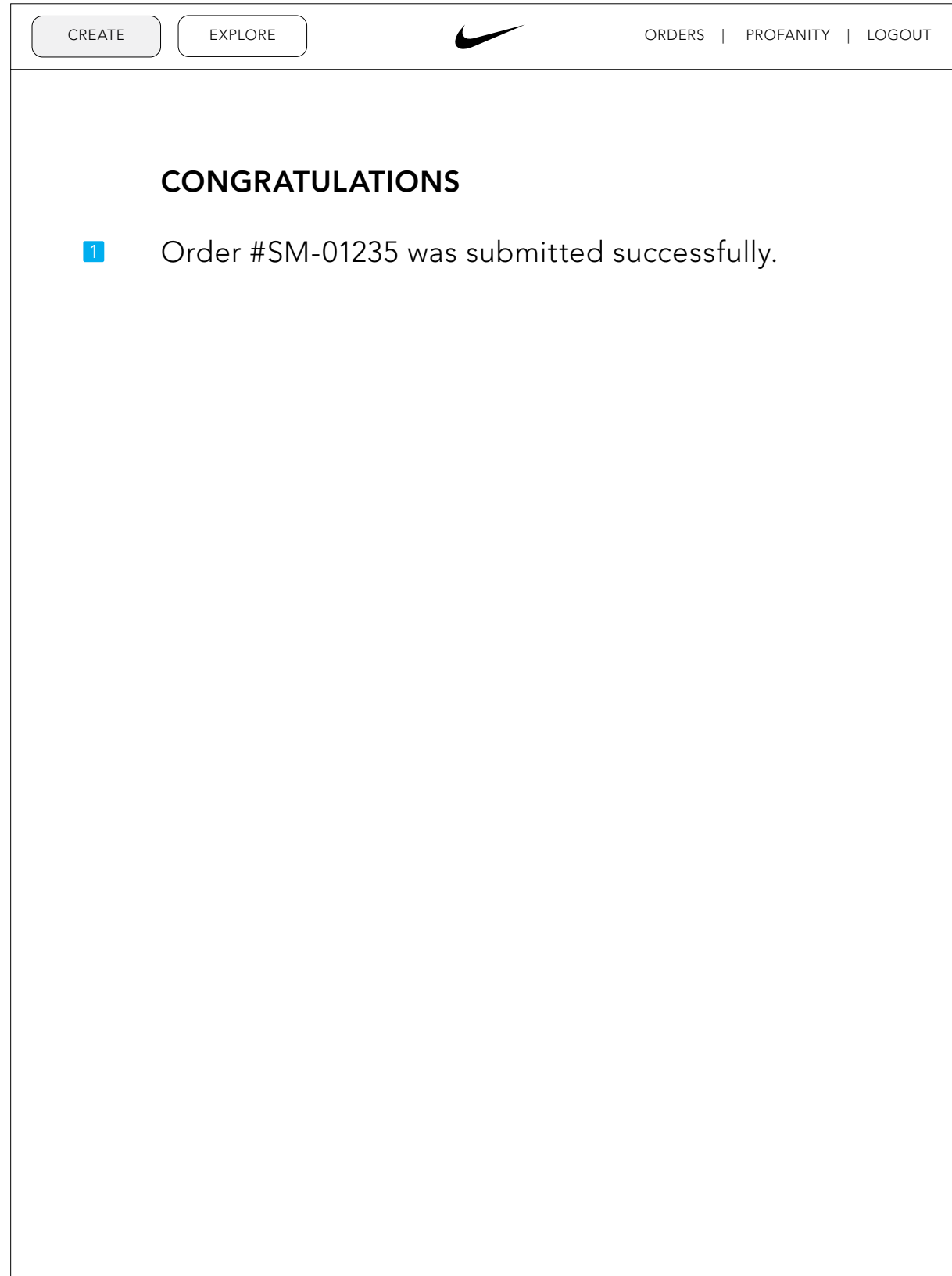
- 1** If user selects Ship To Me, the address appears instead of PICKUP time
- 2** Sales Rep can provide communication to printer here. (e.g. use navy blue film if royal blue film is not available)



CREATE: SUCCESS—

Upon completing 4. CHECKOUT by tapping submit, a message appears on-screen to complete the "Create" process.

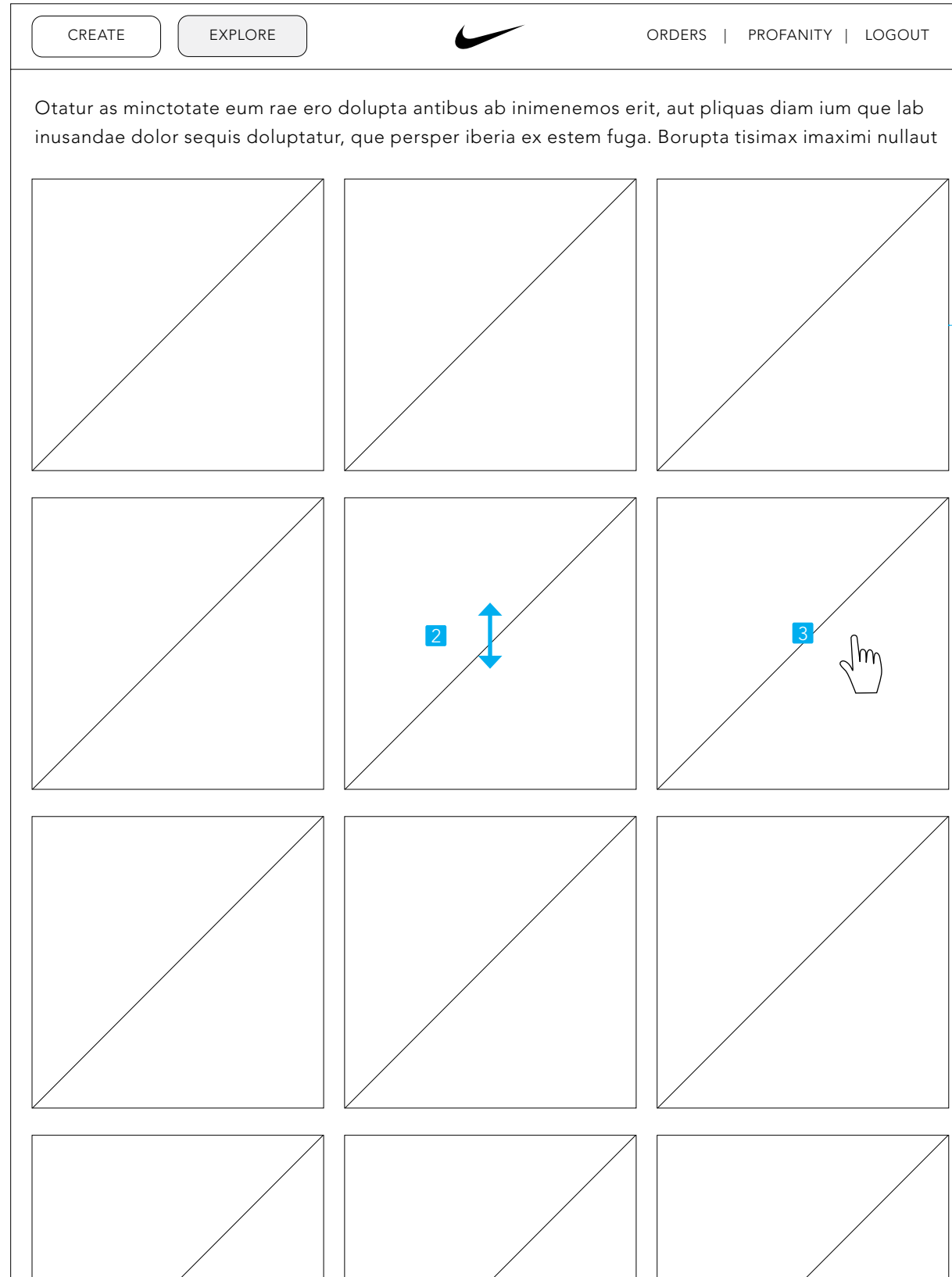
- 1 Order number contains store prefix.
example: SM for Santa Monica



EXPLORE: GRID—

Explore mode is the default view.

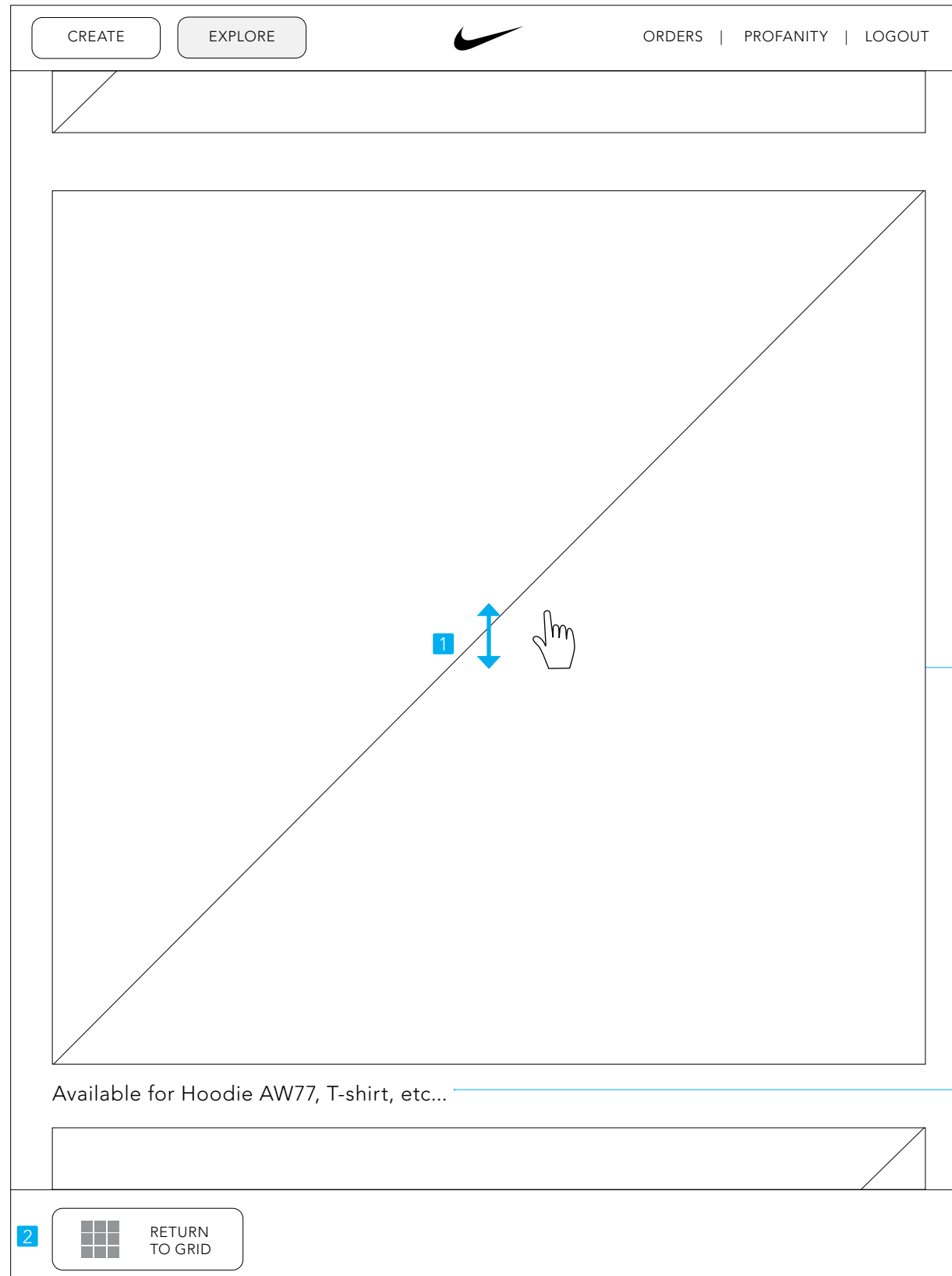
- 1 A bar of copy serves to orient the user.
- 2 The user may scroll to view a grid of available graphics (and products).
- 3 By tapping a graphic (or product), the user sees a detail view of the graphic (or product).



EXPLORE: FLIPBOOK—

From this detail view, the user may:

- 1 Flip between graphics
- 2 Return to grid view



700 X 700 px

Brief detail informs user on graphic compatibility.

ORDERS—

This screen allows the user to manage orders.

- 1 A basic loader appears while orders are retrieved.

The screenshot shows the 'ORDERS' management interface. At the top, there are navigation buttons for 'CREATE' and 'EXPLORE', the Nike logo, and a menu with 'ORDERS', 'PROFANITY', and 'LOGOUT'. Below the navigation is a section titled 'ORDERS' containing two buttons: 'SEARCH ALL ORDERS' and 'FILTER BY STATUS'. A table header is visible with columns for 'ORDER #', 'CUSTOMER', 'PICKUP', and 'STATUS'. The main content area is currently empty and displays a loading state with the text 'Retrieving Orders...' and a circular spinner icon.

ORDERS—

This screen allows the user to manage orders.

Visible information includes:

Order number, Customer name, Pickup time, Graphic files needed, and Status.

Only Submitted and Paid orders are shown in the standard "recent orders" view.

Orders of status Picked-up, Printed, and Cancelled.

Functionality includes:

- 1 Search or Filter
- 2 Scroll
- 3 Status Control (drop-down)

CREATE
EXPLORE
ORDERS | PROFANITY | LOGOUT


ORDERS

SEARCH ALL ORDERS
FILTER BY STATUS

ORDER #	CUSTOMER	PICKUP	STATUS
SM-56789	Firstname Lastname	6/25, 2:00 pm	Submitted ▼
SM-56789	Firstname Lastname	6/25, 2:00 pm	Submitted ▼
SM-56789	Firstname Lastname	6/25, 2:00 pm	Submitted ▼
SM-56789	Firstname Lastname	6/25, 2:00 pm	Submitted ▼
SM-56789	Firstname Lastname	6/25, 2:00 pm	Submitted ▼
SM-56789	Firstname Lastname	6/25, 2:00 pm	Submitted ▼
SM-56789	Firstname Lastname	6/25, 2:00 pm	Paid ▼
SM-56789	Firstname Lastname	6/25, 2:00 pm	Paid ▼

ORDERS—

1 User taps SEARCH ALL ORDERS

CREATE EXPLORE  ORDERS | PROFANITY | LOGOUT

ORDERS


1 SEARCH ALL ORDERS FILTER BY STATUS

ORDER #	CUSTOMER	PICKUP	STATUS
SM-56789	Firstname Lastname	6/25, 2:00 pm	Submitted ▼
SM-56789	Firstname Lastname	6/25, 2:00 pm	Submitted ▼
SM-56789	Firstname Lastname	6/25, 2:00 pm	Submitted ▼
SM-56789	Firstname Lastname	6/25, 2:00 pm	Submitted ▼
SM-56789	Firstname Lastname	6/25, 2:00 pm	Submitted ▼
SM-56789	Firstname Lastname	6/25, 2:00 pm	Submitted ▼
SM-56789	Firstname Lastname	6/25, 2:00 pm	Submitted ▼
SM-56789	Firstname Lastname	6/25, 2:00 pm	Paid ▼
SM-56789	Firstname Lastname	6/25, 2:00 pm	Paid ▼

ORDERS—

1 User searches "BEN YEE" and taps search.

Matching results (including order of all statuses) populate the table.

CREATE EXPLORE  ORDERS | PROFANITY | LOGOUT

SHOW DEFAULT


Name

Order #

ORDER #	CUSTOMER	PICKUP	STATUS
1 SM-56789	BEN YEE	2010-7-14 10:45:00	Picked Up <input type="button" value="▼"/>

ORDERS—

1 User taps FILTER BY STATUS

CREATE EXPLORE  ORDERS | PROFANITY | LOGOUT


ORDERS

1 SEARCH ALL ORDERS FILTER BY STATUS

ORDER #	CUSTOMER	PICKUP	STATUS
SM-56789	Firstname Lastname	6/25, 2:00 pm	Submitted ▼
SM-56789	Firstname Lastname	6/25, 2:00 pm	Submitted ▼
SM-56789	Firstname Lastname	6/25, 2:00 pm	Submitted ▼
SM-56789	Firstname Lastname	6/25, 2:00 pm	Submitted ▼
SM-56789	Firstname Lastname	6/25, 2:00 pm	Submitted ▼
SM-56789	Firstname Lastname	6/25, 2:00 pm	Submitted ▼
SM-56789	Firstname Lastname	6/25, 2:00 pm	Submitted ▼
SM-56789	Firstname Lastname	6/25, 2:00 pm	Paid ▼
SM-56789	Firstname Lastname	6/25, 2:00 pm	Paid ▼

ORDERS—






1 User may filter order results using checkboxes.

CREATE EXPLORE  ORDERS | PROFANITY | LOGOUT

SHOW DEFAULT


Submitted Printed Cancelled

Paid Picked-up

ORDER #	CUSTOMER	PICKUP	STATUS
SM-56789	BEN YEE	2010-7-14 10:45:00	Picked Up 
SM-56790	SEB LEMERY	2010-7-14 10:45:00	Picked Up 
SM-56796	CARRIE KENGLE	2010-7-14 10:45:00	Picked Up 
SM-53454	GEOFF ROTH	2010-7-14 10:45:00	Picked Up 
SM-45345	SANDY LING	2010-7-14 10:45:00	Picked Up 

APPROVAL—



This link directs the user to an external page.



Manual process allows employees to verify that text follows Nike guidelines.

LOGOUT—


This link logs out the user and redirects to the LOGIN screen.



PRINTER—

The Printer view is based on the Orders view. By default, orders with status Paid appear in the Table and are ordered with earliest at the top. Search and Filter are available and function in the same manner as on the Orders view.

Printer view allows user to expand details.

			
PRINTS			
SEARCH ALL ORDERS		FILTER BY STATUS	
ORDER #	CUSTOMER	PICKUP	STATUS
SM-56789	Firstname Lastname	6/25, 2:00 pm	Submitted <input type="button" value="▼"/> <input type="button" value="▼"/>
SM-56789	Firstname Lastname	6/25, 2:00 pm	Submitted <input type="button" value="▼"/> <input type="button" value="▼"/>
SM-56789	Firstname Lastname	6/25, 2:00 pm	Submitted <input type="button" value="▼"/> <input type="button" value="▼"/>
SM-56789	Firstname Lastname	6/25, 2:00 pm	Submitted <input type="button" value="▼"/> <input type="button" value="▼"/>
SM-56789	Firstname Lastname	6/25, 2:00 pm	Submitted <input type="button" value="▼"/> <input type="button" value="▼"/>
SM-56789	Firstname Lastname	6/25, 2:00 pm	Submitted <input type="button" value="▼"/> <input type="button" value="▼"/>
SM-56789	Firstname Lastname	6/25, 2:00 pm	Submitted <input type="button" value="▼"/> <input type="button" value="▼"/>
SM-56789	Firstname Lastname	6/25, 2:00 pm	Paid <input type="button" value="▼"/> <input type="button" value="▼"/>
SM-56789	Firstname Lastname	6/25, 2:00 pm	Paid <input type="button" value="▼"/> <input type="button" value="▼"/>


PRINTER—

In the first section, the user can see product name and style code, color and code, and size.

Each remaining box has a position, graphic filename, and color. The contents of each box vary by product:

- Name only
- Graphic only
- Name and Number
- Name and Graphic

Once the print is complete, the user may adjust the status to "Printed" using the drop-down menu.



PRINTS

SEARCH ALL ORDERS
FILTER BY STATUS

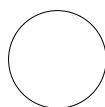
ORDER #	CUSTOMER	PICKUP	STATUS
SM-56789	Firstname Lastname	6/25, 2:00 pm	Submitted ▼ ▼
SM-56789	CARRIE KENGLE	7/14, 2:00 pm	Printed ◄ ▲

PRODUCT Nike Reversible ...

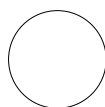
COLOR Team Scarlet-657

SIZE Large

FRONT	BACK
Name GRIZZLIES	Name KENGLE
Number	Number 28
Font UNIVERSITY	Font UNIVERSITY
Color NAVY	Color NAVY



reversiblejersey-university-nologo-large




reversiblejersey-university-soccer-large

* GARMENT COLOR DEFINES PRINT COLOR ON REVERSE SIDE.

GARMENT COLOR	REVERSE PRINT COLOR
Black/Anthracite/Chile Red	BLACK
Chile Red/Anthracite/Yellow Strike	GAME RED

PRINTER—

1 For reversible products, a detailed message provides the necessary chart for the printer to select appropriate film color on reverse side.

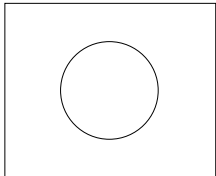


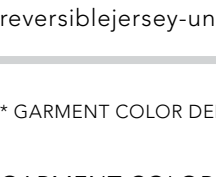
PRINTS

ORDER #	CUSTOMER	PICKUP	STATUS
SM-56789	Firstname Lastname	6/25, 2:00 pm	Submitted <input type="button" value="▼"/> <input type="button" value="▼"/>
SM-56789	CARRIE KENGLE	7/14, 2:00 pm	Printed <input type="button" value="◀"/> <input type="button" value="▶"/>

PRODUCT Nike Reversible ...
COLOR Team Scarlet-657
SIZE Large

FRONT		BACK	
Name	GRIZZLIES	Name	KENGLE
Number		Number	28
Font	UNIVERSITY	Font	UNIVERSITY
Color	NAVY	Color	NAVY


reversiblejersey-university-nologo-large


reversiblejersey-university-soccer-large

* GARMENT COLOR DEFINES PRINT COLOR ON REVERSE SIDE.


GARMENT COLOR	REVERSE PRINT COLOR
Black/Anthracite/Chile Red	BLACK
Chile Red/Anthracite/Yellow Strike	GAME RED

1



PRINTER—

1 When the print is complete, the user may adjust the status using the drop down menu.



1 PRINTS

SEARCH ALL ORDERS
FILTER BY STATUS

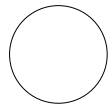
ORDER #	CUSTOMER	PICKUP	STATUS
SM-56789	Firstname Lastname	6/25, 2:00 pm	Submitted ▼
SM-56789	CARRIE KENGLE	7/14, 2:00 pm	Printed ▲

PRODUCT Nike Reversible ...

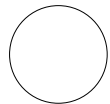
COLOR Team Scarlet-657

SIZE Large

FRONT		BACK	
Name	GRIZZLIES	Name	KENGLE
Number		Number	28
Font	UNIVERSITY	Font	UNIVERSITY
Color	NAVY	Color	NAVY



reversiblejersey-university-nologo-large




reversiblejersey-university-soccer-large

* GARMENT COLOR DEFINES PRINT COLOR ON REVERSE SIDE.

GARMENT COLOR	REVERSE PRINT COLOR
Black/Anthracite/Chile Red	BLACK
Chile Red/Anthracite/Yellow Strike	GAME RED

STATISTICS—

- 1 Tab navigation (overall, individual stores)
- 2 Total Orders (per tab)
- 3 Sort Toggle (descending order default)
- 4 Products (20 visible with pagination if needed)
- 5 Fonts (10 visible with pagination if needed)
- 6 Graphics include small reference thumbnail (10 visible with pagination)
- 7 Product Colors include small reference thumbnail (10 visible with pagination)
- * Film Colors (same as Product Colors)



1 **OVERALL**
2 **BEAVERTON**
3 **SANTA MONICA**

2 **105 BEAVERTON ORDER**
3 Sort: **Descending** | Alphabetical











4 *Products* 1-20

25	Nike Legend Tee	6	Product Name
22	Nike KO Hoody	6	Product Name
21	Nike Pro Core SS Fitted Crew	5	Product Name
12	Nike Pro Core SL Tight	5	Product Name
12	Nike Speed D MID	5	Product Name
11	Nike Pro Core Long Sleeves	3	Product Name
9	Nike Training Duffel	2	Product Name
8	Nike Destroyer Jersey	1	Product Name
7	Product Name	-	
7	Product Name	-	



5 *Fonts* 1-10

131	University	-	
51	Elite	-	
42	Red Zone	-	
4	Full Court	-	
-		-	

6 *Graphics* 1-10, 11-20, 21-30, 31-40, 41-50

12	 AMERICAN FOOTBALL	3	 PIRATE
5	 BASKETBALL2	3	 SOCCER
5	 SKULL	2	 RAM
4	 EAGLE	2	 BULL
3	 HAWK	1	 WOLF

7 *Product Colors* 1-10, 11-20, 21-30, 31-40, 41-50

29	 Black-010	4	 Mightnight Navy/Black - White-401
----	---	---	---

* *Film Colors*

